


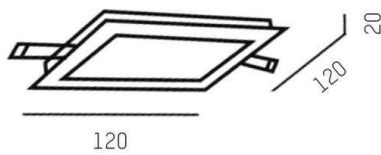
MOON

139-0030680004005

MOON SQUARE R RECESSED CEILING LUMINAIRE made of aluminium, white matt, sated PMMA opal diffuser beam 110°, light output direct, without converter, max. 250mA, IP44



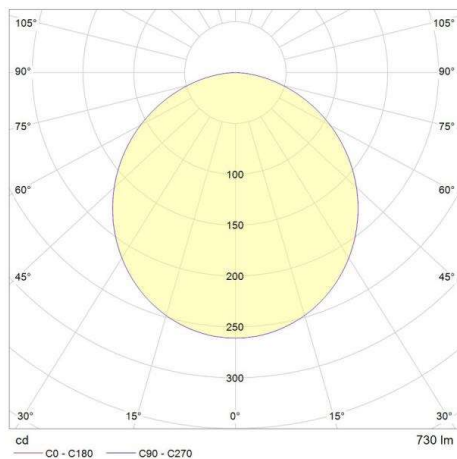
DRAWING



TECHNICAL DETAILS

Bulb type	LED 6W
Luminous flux [lm]	785
Current sec. [mA]	250
Colour temp. [K]	4000K
CRI	>80
Optics	PMMA opal diffuser
Converter	without converter
Light output	direct
Beam angle [°]	110°
Voltage [V]	25 VDC
Material	aluminium
Length [mm]	120
Width [mm]	120
Height [mm]	20
Ceiling cutout [mm]	105x105
Recess depth [mm]	54
IP protection class	IP44
Voltage class	protection cl. III
Net weight [kg]	0,18
Colour lamp	white matt
EAN-Number	9010506687415
Lifetime [h]	L80 B10 20 000
Energy efficiency cl.	C
No. of luminaires B16A	50

LIGHT DISTRIBUTION CURVE



The values are rated values. Power and luminous flux are initially subject to a tolerance of +/- 10%. Colour temperature tolerance: +/- 150 K. The values apply to an ambient temperature of 25°C unless otherwise specified.