


GET F XS

468-210011955

GET SQUARE FLAT XS R RECESSED DOWNLIGHT made of aluminium, white matt, similar to RAL 9016, satined PMMA opal diffuser beam 90°, light output direct, without converter, max. 350/500/700mA, IP44



DRAWING



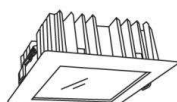
1 - 20mm



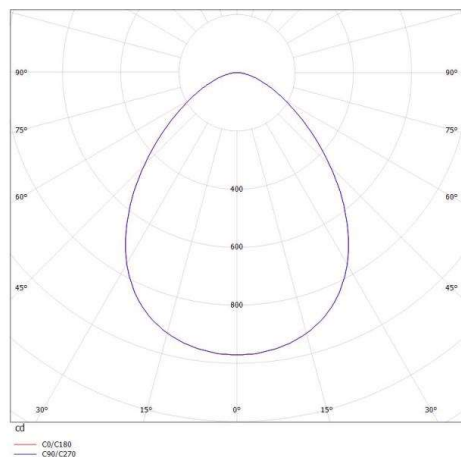
150 x 150 mm, ET 90 mm



169 x 169



LIGHT DISTRIBUTION CURVE



TECHNICAL DETAILS

Bulb type	LED 10W/15W/20W
Luminous flux [lm]	1105/1500/1965
Current sec. [mA]	350/500/700
Colour temp. [K]	3000K
CRI	>80
Optics	PMMA opal diffuser
Converter	without converter
Light output	direct
Beam angle [°]	90°
Voltage [V]	30 VDC
Material	aluminium
Length [mm]	169
Width [mm]	169
Height [mm]	66
Ceiling cutout [mm]	150x150
Ceiling thickness [mm]	1-20
Recess depth [mm]	90
IP protection class	IP44
Voltage class	protection cl. II
Shock resistance	IK06
Net weight [kg]	0,97
Colour lamp	white matt
RAL	9016
EAN-Number	9008905647789
Lifetime [h]	L80 B10 50 000
Energy efficiency cl.	D



The values are rated values. Power and luminous flux are initially subject to a tolerance of +/- 10%. Colour temperature tolerance: +/- 150 K. The values apply to an ambient temperature of 25°C unless otherwise specified.