


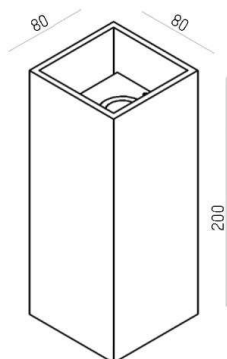
BEN

472-0060890003004

BEN SQUARE W SURFACE MOUNTED WALL LUMINAIRE made of aluminium, silver matt, similar to RAL 9006, light output direct / indirect, with converter, IP65



DRAWING



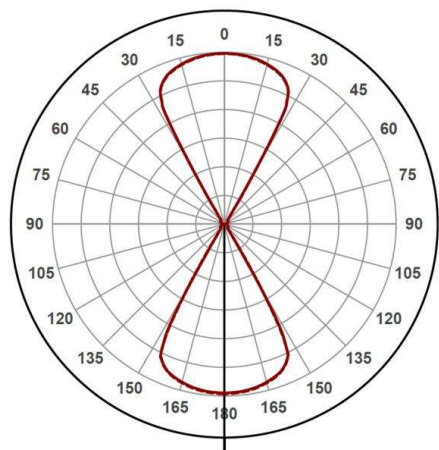
TECHNICAL DETAILS

System perform. [W]	9
Bulb type	LED
Luminous flux [lm]	360
Colour temp. [K]	3000K
CRI	>90
Converter	with converter
Light output	direct / indirect
Voltage [V]	220-240V 50/60Hz
Material	aluminium

Length [mm]	80
Width [mm]	80
Height [mm]	200
IP protection class	IP65
Voltage class	protection cl. I
Net weight [kg]	1,29

Color lamp	silver matt
RAL	9006
EAN-Number	9008905787287
Lifetime [h]	25 000

LIGHT DISTRIBUTION CURVE



The values are rated values. Power and luminous flux are initially subject to a tolerance of +/- 10%. Colour temperature tolerance: +/- 150 K. The values apply to an ambient temperature of 25°C unless otherwise specified.