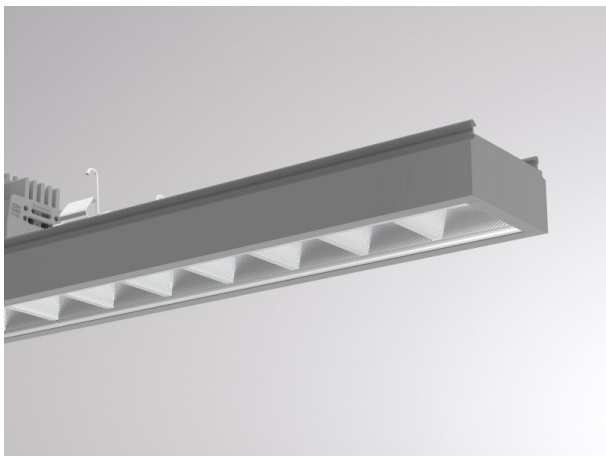



TRAIL

610-1264011b13040

TRAIL LIGHT INSERT OFFICE CHROM MOUNTING RAIL LIGHT INSERT made of aluminium, grey, similar to RAL 9006, Lens optics with vacuum deposited synthetic reflector beam 66°, light output direct, UGR <16, with converter, max. 750mA, dimmability: not dimmable, through wiring IP20



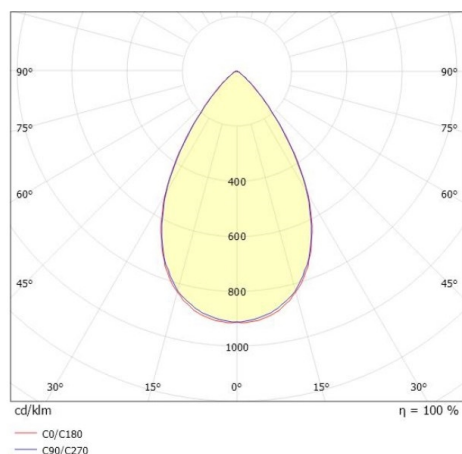
DRAWING



TECHNICAL DETAILS

System perform. [W]	32
Bulb type	LED
Luminous flux [lm]	4570
Current sec. [mA]	750
Colour temp. [K]	2700K
CRI	>80
UGR	<16
Optics	Lens optics with vacuum deposited synthetic reflector
Designer	INHOUSE
Converter	with converter
Dimming	not dimmable
Light output	direct
Beam angle [°]	66°
Voltage [V]	220-240V 50/60Hz
Through wiring	7-polig
Material	aluminium
Length [mm]	1696
Width [mm]	64
Height [mm]	35
IP protection class	IP20
Voltage class	protection cl. I
Shock resistance	IK06
Net weight [kg]	2,19
Colour lamp	grey
RAL	9006
EAN-Number	9010506797046
Lifetime [h]	L90 B10 50 000
Ambient temperature	-20° bis +50°
Energy efficiency cl.	D
No. of luminaires B16A	24
IFS suitable	Yes

LIGHT DISTRIBUTION CURVE



The values are rated values. Power and luminous flux are initially subject to a tolerance of +/- 10%. Colour temperature tolerance: +/- 150 K. The values apply to an ambient temperature of 25°C unless otherwise specified.