


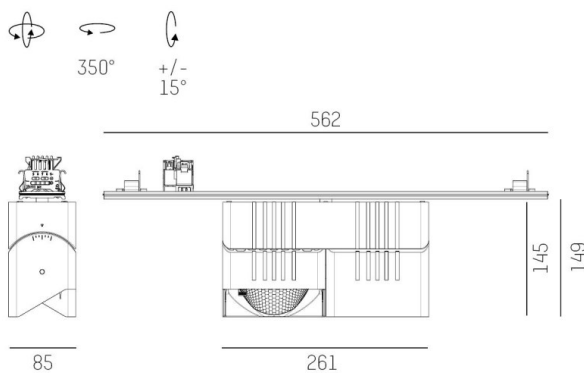
TRAIL

610-1352011249660

TRAIL ARTIS 2 MOUNTING RAIL LIGHT INSERT made of aluminium, black, similar to RAL 9005, high-efficiently vacuum deposited synthetic reflector beam double asymmetric, light output direct, swiveling 350°, tilting 30°, with converter, max. 1050mA, dimmability: not dimmable, through wiring 7-polig, adapter/ceiling base black, IP20 with the option of attaching the Lightguider for lighting the 3rd level



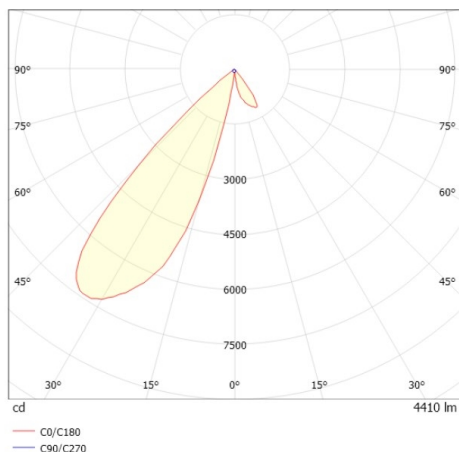
DRAWING



TECHNICAL DETAILS

System perform. [W]	80
Bulb type	LED
Luminous flux [lm]	8820
Current sec. [mA]	1050
Colour temp. [K]	3000K
CRI	PREMIUM>90
Optics	vacuum deposited synthetic reflector
Designer	INHOUSE
Converter	with converter
Dimming	not dimmable
Light output	direct
Beam angle [°]	double asym
Voltage [V]	220-240V 50/60Hz
Through wiring	7-polig
Material	aluminium
Length [mm]	564,9
Width [mm]	85
Height [mm]	149
IP protection class	IP20
Voltage class	protection cl. I
Net weight [kg]	2,61
Colour lamp	black
RAL	9005
Colour adapter/ceiling base	black
EAN-Number	9010870133785
Lifetime [h]	L80 B10 50 000
Energy efficiency cl.	E
No. of luminaires B16A	12

LIGHT DISTRIBUTION CURVE



The values are rated values. Power and luminous flux are initially subject to a tolerance of +/- 10%. Colour temperature tolerance: +/- 150 K. The values apply to an ambient temperature of 25°C unless otherwise specified.