


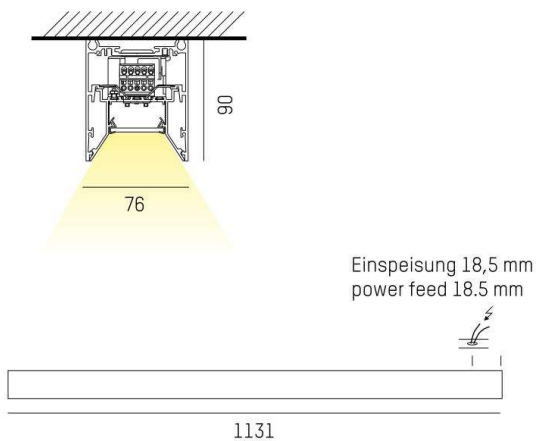
LOG OUT 2.1

728-10204111385d

LOG OUT 2.1 BINA SD SURFACE MOUNTED CEILING LUMINAIRE made of die-cast aluminium, natural anodised, decor white, satined PMMA opal diffuser light output direct, with converter, dimmability: DALI, through wiring 3x1,5mm² + 2x0,75mm², IP20 ball-impact resistant according to DIN 18032



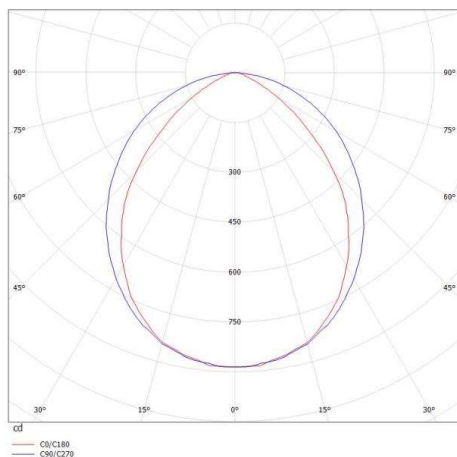
DRAWING



TECHNICAL DETAILS

| | |
|------------------------|--|
| System perform. [W] | 16 |
| Bulb type | LED |
| Luminous flux [lm] | 1990 |
| Colour temp. [K] | 2700K |
| CRI | >80 |
| Optics | PMMA opal diffuser |
| Designer | INHOUSE |
| Converter | with converter |
| Light output | direct |
| Voltage [V] | 220-240V 50/60Hz |
| Through wiring | 3x1,5mm ² + 2x0,75mm ² |
| Material | die-cast aluminium |
| Length [mm] | 1131 |
| Width [mm] | 76 |
| Height [mm] | 90 |
| IP protection class | IP20 |
| Voltage class | protection cl. I |
| Shock resistance | IK06 |
| Net weight [kg] | 5,75 |
| Colour lamp | natural anodised |
| Colour decor | white |
| EAN-Number | 9010506157291 |
| Lifetime [h] | L80 B10 50 000 |
| Energy efficiency cl. | D |
| No. of luminaires B16A | 50 |

LIGHT DISTRIBUTION CURVE



The values are rated values. Power and luminous flux are initially subject to a tolerance of +/- 10%. Colour temperature tolerance: +/- 150 K. The values apply to an ambient temperature of 25°C unless otherwise specified.