



**Elektrická
instalace a
bezpečnost:**

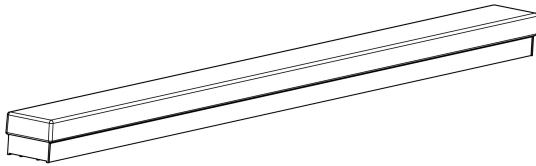
Obecně je nutno dbát platných norem EU. Při jakékoliv revizní či servisní činnosti je nutno svítidlo odpojit od elektrické sítě. Práce smí provádět pouze pracovník s odbornou kvalifikací. **POZOR** při manipulaci s LED modulem a přívodními kabely k LED modulu! **Nedotýkat se LED diod!**



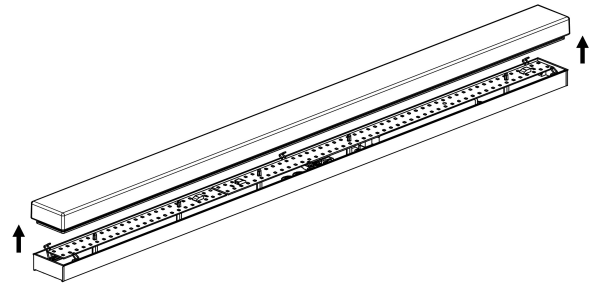
**Electrical
installation and
safety:**

Generally it is necessary to follow the EU regulations. At any revision or service activity it is necessary to disconnect lighting fitting from the electrical network. Only qualified and experienced person must do this work. **CAUTION** when handling the LED module and feeder cables connected to the LED module! **Do not touch the LEDs!**

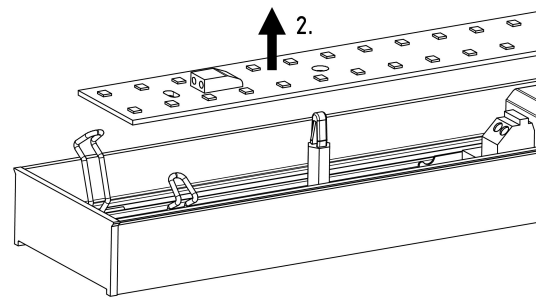
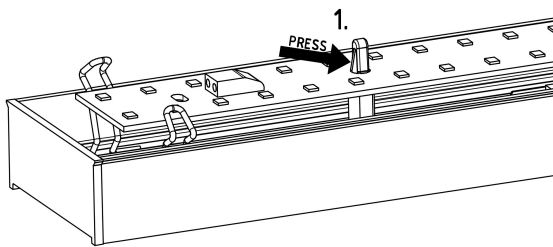
1



2



3



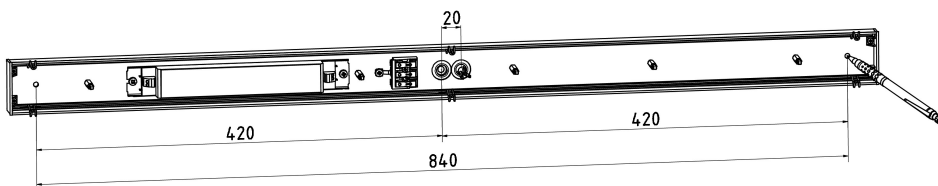
4



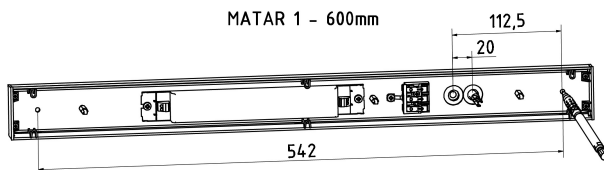
POZOR! Vypnout přívod elektrické energie!

ATTENTION! Switch off electrical supply!

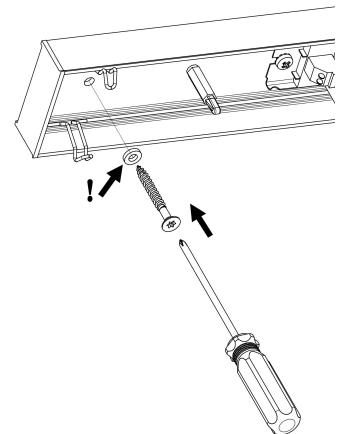
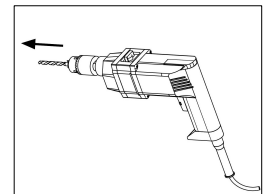
MATAR 2 - 900mm



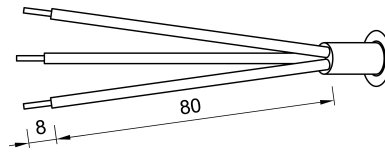
MATAR 1 - 600mm



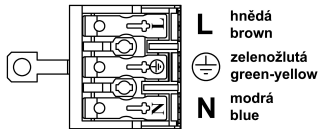
5



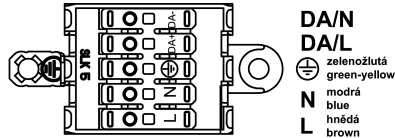
6 Zapojení elektroinstalace svítidla.
Connection of power supply to the luminaire.



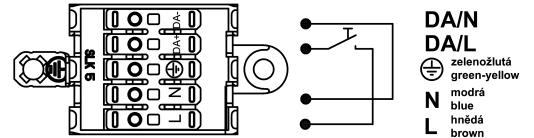
ON/OFF



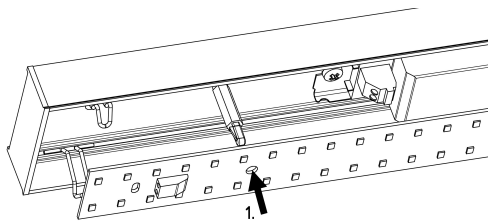
STMÍVATELNÉ DALI
DIMMABLE DALI



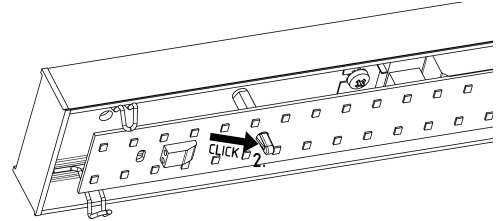
OVLÁDÁNÍ TLAČÍTKEM
SWITCH DIM



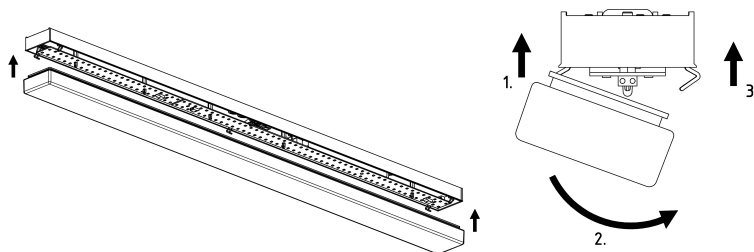
7



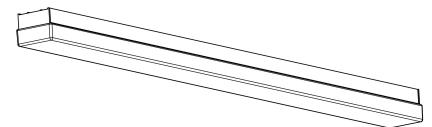
8



9



10



Boční připojení
Side connection

